

RATHBONE MULTI-ASSET STRATEGIC GROWTH PORTFOLIO

S GBP ACC

30 November 2025

RISK TARGET

66.67% of the FTSE Developed stock market index volatility.

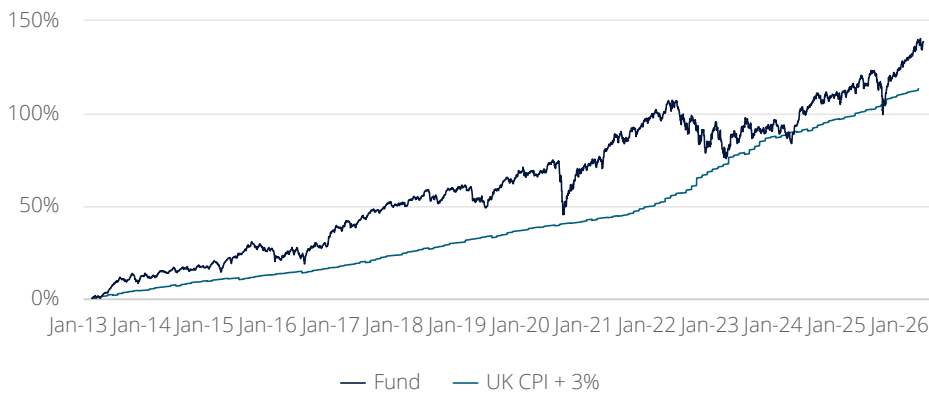
INVESTMENT OBJECTIVE

The objective of the fund is to deliver a greater total return than the CPI measure of inflation + 3%, after fees, over any rolling five-year period by investing with our Liquidity Equity-type risk and Diversifiers (LED) framework. The fund seeks a level of volatility that is two-thirds of the volatility of the FTSE Developed stock market index (or up to 10% above or below this level).

There is no guarantee that this investment objective will be achieved over five years, or any other time period.

We use the CPI + 3% as a target for our fund's return because we aim to grow your investment above inflation. We refer to the amount of volatility risk our fund seeks to take because we want our investors to understand the risk they are taking in terms of the global stock market.

FUND PERFORMANCE SINCE INCEPTION



01.10.2012 to 30.11.2025, mid-mid, percentage change. Past performance should not be seen as an indication of future performance. The value of investments and the income from them may go down as well as up and you may not get back your original investment.

FUND RATINGS



SUSTAINABLE RATINGS



MANAGEMENT

David Coombs

Fund Manager, Head of Multi-Asset Investments
 Manager since 08.06.2009



Will McIntosh-Whyte

Fund Manager
 Manager since 01.10.2015



STRATEGY

Genuinely active, globally unconstrained, directly invested strategy.

KEY INFORMATION

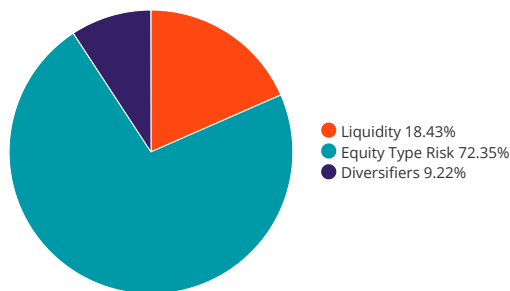
Annual management charge	0.50%
Ongoing charges figure	0.54%
Size of fund	£3,520.76M
Strategy AUM	£3,793.53M
Fund launch date	10.06.2009
Shareclass inception date	01.10.2012
Target	UK CPI + 3%
Historic yield	1.76%
Minimum initial investment	£1,000
SEDOL	B86QF24
ISIN	GBOOB86QF242

FUND PERFORMANCE AND VOLATILITY

Cumulative Performance (%)					
Data as at 30 November 2025:	YTD	1 year	3 years	5 years	Since inception
Fund	11.14	9.25	27.03	31.94	138.85
UK CPI + 3%	5.64	6.90	23.00	48.09	113.35
Volatility as % of FTSE Developed Index	-	-	-	70.3	64.2
Calendar Year Performance (%)					
	2024	2023	2022	2021	2020
Fund	5.57	9.31	-9.72	11.86	6.94
UK CPI + 3%	5.71	7.06	13.99	8.28	3.33
Discrete Performance, To Previous Quarter (%)					
12 months ending:	Sep 2025	Sep 2024	Sep 2023	Sep 2022	Sep 2021
Fund	8.61	12.95	6.27	-10.35	14.81
UK CPI + 3%	6.87	5.29	9.86	13.17	6.29

Data using prices as at 30.11.2025. Rathbone Strategic Growth Portfolio S Acc were launched on 01.10.2012. Performance is a combination of S-class units and R-class units (where S-class was unavailable). R-Class was discontinued on 25 January 2024. Performance shown is mid to mid, net income re-invested and net of expenses and tax. UK Consumer Price Inflation figures quoted with a one month lag. **Past performance should not be seen as an indication of future performance. The value of investments and the income from them may go down as well as up and you may not get back your original investment.**

LED RISK FRAMEWORK



Liquidity

Range (5% - 40% of fund)

Government Bonds (UK)	7.88
Government Bonds (Overseas)	4.90
Cash & Equivalents	4.65
Supranational Bonds	0.99

% Equity-type risk

Range (40% - 80% of fund)

Equities US	38.64
Equities Europe	11.47
Equities UK	8.15
Equities Global	4.30
Equities Asia	3.42
Equities Japan	2.40
Government Bonds (Overseas)	1.74
Emerging Market Debt	0.96
Corporate Bonds (Investment Grade)	0.70
Corporate Bonds (High Yield)	0.34
Private Equity	0.23

% Diversifiers

Range (0% - 40% of fund)

Systematic Strategies	7.64
Commodities	1.57
Portfolio protection	0.01

Top 10 holdings

Cash	4.65
UK Treasury 0.875% 31/07/2033	4.52
US Treasury 4.625% 15/02/2035	2.00
UK Treasury 1.5% 07/2047	1.66
UK Treasury 1.5% 31/07/2053	1.21
European Investment Bank 2.75% 16/01/2034	0.99
Australia Treasury 2.75% 21/06/2035	0.91
New Zealand Govt 4.25% 15/05/2034	0.89
UK Treasury 0.625% 31/07/2035	0.49
Norway Govt 3.75% 12/06/2035	0.49

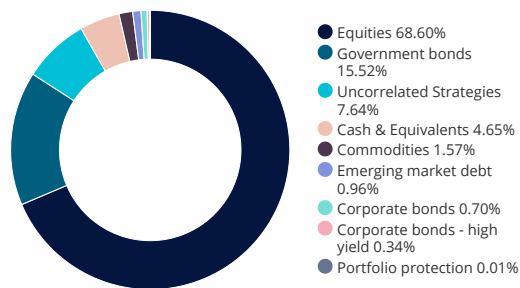
Top 10 holdings

SPDR Russell 2000 US ETF	2.03
Citigroup FTSE/Russell 10.46% Autocall August 2029	1.92
Portugal Govt 1.65% 16/07/2032	1.74
Goldman Sachs FTSE/Nikkei 15% Autocall July 2030	1.38
Alphabet Inc	1.34
Microsoft	1.29
NVIDIA	1.10
Astrazeneca	1.09
Morgan Stanley SMI Call Spread October 2030	1.03
Taiwan Semiconductor	1.03

Top 10 holdings

Societe Generale VRR Index (US Rates Volatility) August 2027	2.02
Bank of America European Catapult Strategy May 2028	1.68
Goldman Sachs Gold 15% Callable July 2030	1.57
JP Morgan Orbital Dispersion Note September 2030	1.27
Citi Commodity Curve Note June 2026	1.26
Societe Generale USD Balloon Phoenix Autocall April 2035	0.92
BNPP European Rates Volatility Notional Weighted October 2027	0.25
BNPP European Rates Volatility Gamma Weighted October 2027	0.24
JPM 3-month Put Warrant Linked to S&P 500	0.01
Goldman Sachs S&P 500 Digital Contingent Put Option Dec 2025	0.00

Asset class



PRODUCT AVAILABILITY

For investment advisor, third party availability - all major platforms.
For more information, please see our 'distribution partners' page on the 'How to invest' section of our website rathbonesam.com.

COMPANY INFORMATION

Rathbones Asset Management Limited
30 Gresham Street, London EC2V 7QN
Tel 020 7399 0000

Authorised and regulated by the Financial Conduct Authority
A member of the Investment Association (IA)
A member of the Rathbones Group. Registered No. 02376568
Information line
020 7399 0399

ram@rathbones.com
rathbonesam.com
Forward daily: 9.00am-5.00pm
Valuation point: 12.00 midday
Dealing/valuation: 0330 123 3810
Information line: 020 7399 0399

IMPORTANT INFORMATION

Copies of the Prospectus, the Key Investor Information Document (KIID), the Supplementary Information Document (SID), and application forms may be obtained, free of charge, from Rathbones Asset Management Limited.

Investors should carefully read the Key Investor Information Document (KIID), Supplementary Information Document (SID) and Prospectus for detailed investor risks and before making an investment decision.

The value of investments and the income from them may go down as well as up and you may not get back your original investment.

For more details on the investment policy please refer to the prospectus.

As the Manager's annual fee is taken from capital, that capital may be eroded or growth restricted to the extent of the charge and that, while there may as a result be a reduction in liability for Capital Gains Tax, there will be some increase in Income Tax liability for tax paying shareholders.

Details of tax levels and reliefs may change in the future. The value of any tax relief depends on individual circumstances. If you have any doubts about your tax position, or the suitability of this investment, you should seek professional advice.

Changes in rates of exchange between currencies may cause the value of investments to decrease or increase.

Emerging markets are volatile and may suffer from liquidity problems.

The use of derivatives for investment purposes may increase the volatility of a sub-fund's net asset value and may increase its risk profile.

IMPORTANT NOTES

If you require clarity on any of the terms used in this factsheet then please refer to our Supplementary Information Document for further explanation.

Source performance data Morningstar.

Rathbone Multi-Asset Strategic Growth Portfolio Benchmark: Our benchmarks are calculated on the rate of change of the CPI index, over different time periods (e.g. if we were calculating year to date figures in January 2013, we would look at the percentage change from December 2012 to the end of January 2013). So we take CPI to the current value, and add on the 3% prorated over a year (roughly 0.25% per month). If the CPI Index benchmark were to fall, more than the amount pro-rata, the benchmark year-to-date will be negative, even though inflation as reported by the media (calculated specifically as a 12M rate of change), remains positive.

The ongoing charges figure (OCF) includes the Annual Management Charge and all appropriate costs that may be deducted from the fund's assets, in line with current regulatory and industry guidance. Where appropriate, the OCF may include a synthetic element relating to the costs incurred in underlying collective investment undertakings, where permitted by the Prospectus. The OCF is included in the Annual or Interim report and are calculated biannually.

Dynamic Planner® is a registered trademark of Distribution Technology.

© 2025 Morningstar. All Rights Reserved. The information contained herein: (1) is proprietary to Morningstar and/or its content providers; (2) may not be copied or distributed; and (3) is not warranted to be accurate, complete or timely. Neither Morningstar nor its content providers are responsible for any damages or losses arising from any use of this information. Past performance is no guarantee of future results. Rating update as of 29/02/2024.

FUND RATINGS



ACCREDITATIONS



FUND RISK

