

# RATHBONE MULTI-ASSET DEFENSIVE GROWTH PORTFOLIO

S GBP INC

28 February 2026

## RISK TARGET

50% of the FTSE Developed stock market index volatility.

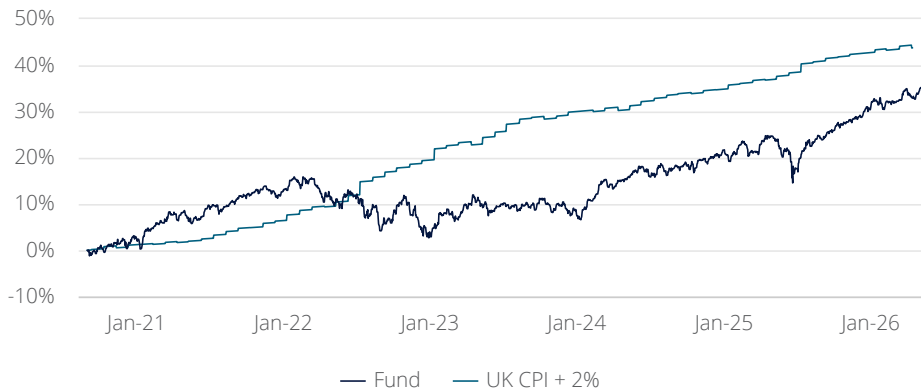
## INVESTMENT OBJECTIVE

The objective of the fund is to deliver a greater total return than the Consumer Price Index (CPI) measure of inflation + 2%, after fees, over any rolling five-year period by investing with our Liquidity, Equity-type risk and Diversifiers (LED) framework. The fund seeks a level of volatility that is half of the volatility of the FTSE Developed stock market Index (or up to 10% above or below this level).

There is no guarantee that this investment objective will be achieved over five years, or any other time period.

We use the CPI + 2% as a target for our fund's return because we aim to grow your investment above inflation. We refer to the amount of volatility risk our fund seeks to take because we want our investors to understand the risk they are taking in terms of the global stock market.

## FUND PERFORMANCE SINCE INCEPTION



19.06.2020 to 28.02.2026, mid-mid, percentage change. Past performance should not be seen as an indication of future performance. The value of investments and the income from them may go down as well as up and you may not get back your original investment.

## FUND RATINGS



## SUSTAINABLE RATINGS



## MANAGEMENT

**David Coombs**

Fund Manager, Head of Multi-Asset Investments  
Manager since 19.06.2020



**Will McIntosh-Whyte**

Fund Manager  
Manager since 19.06.2020



## STRATEGY

Genuinely active, globally focused, directly invested strategy.

## KEY INFORMATION

<b>Annual management charge</b>	0.50%
<b>Ongoing charges figure</b>	0.55%
<b>Size of fund</b>	£1,608.07M
<b>Strategy AUM</b>	£1,608.07M
<b>Fund launch date</b>	19.06.2020
<b>Shareclass inception date</b>	19.06.2020
<b>Target</b>	UK CPI + 2%
<b>Historic yield</b>	2.14%
<b>Minimum initial investment</b>	£1,000
<b>SEDOL</b>	BKKK7X1
<b>ISIN</b>	GBOOBKKK7X16

## MEDALIST RATING 30.10.2025



<b>Morningstar Medalist Rating Data Coverage percent</b>	100
<b>Morningstar Medalist Rating Analyst Driven percent</b>	100

## FUND PERFORMANCE AND VOLATILITY

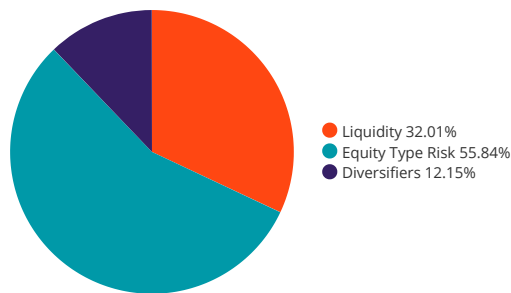
Cumulative Performance (%)					
Data as at 28 February 2026:	YTD	1 year	3 years	5 years	Since inception
Fund	2.62	10.04	24.57	27.94	36.04
UK CPI + 2%	0.34	5.09	17.08	41.37	43.76
Volatility as % of FTSE Developed Index	-	-	-	53.6	52.2

Calendar Year Performance (%)					
	2025	2024	2023	2022	2021
Fund	9.52	4.99	7.52	-7.07	8.57
UK CPI + 2%	5.29	4.68	6.02	12.89	7.23

Discrete Performance, To Previous Quarter (%)					
12 months ending:	Dec 2025	Dec 2024	Dec 2023	Dec 2022	Dec 2021
Fund	9.52	4.99	7.52	-7.07	8.57
UK CPI + 2%	5.29	4.68	6.02	12.89	7.23

Data using prices as at 28.02.2026. Rathbone Defensive Growth Portfolio S Inc were launched on 19.06.2020. Performance shown is mid to mid, net income re-invested and net of expenses and tax. UK Consumer Price Inflation figures quoted with a one month lag for cumulative and calendar year performance and a three month lag for discrete performance. Past performance should not be seen as an indication of future performance. The value of investments and the income from them may go down as well as up and you may not get back your original investment.

## LED RISK FRAMEWORK



### Liquidity

Range (5% - 45% of fund)

	%
Government Bonds (UK)	<b>12.93</b>
Cash & Equivalents	<b>11.39</b>
Government Bonds (Overseas)	<b>6.32</b>
Supranational Bonds	<b>0.93</b>
Corporate Bonds (Minimum A rating)	<b>0.43</b>

### Equity-type risk

Range (30% - 70% of fund)

	%
Equities US	<b>24.74</b>
Equities Europe	<b>8.38</b>
Equities UK	<b>7.87</b>
Equities Global	<b>3.74</b>
Corporate Bonds (Investment Grade)	<b>3.38</b>
Equities Asia	<b>2.69</b>
Equities Japan	<b>1.57</b>
Government Bonds (Overseas)	<b>1.53</b>
Infrastructure	<b>1.15</b>
Emerging Market Debt	<b>0.73</b>
Corporate Bonds (High Yield)	<b>0.07</b>

### Diversifiers

Range (0% - 45% of fund)

	%
Systematic Strategies	<b>9.31</b>
Commodities	<b>2.83</b>
Portfolio protection	<b>0.01</b>

### Top 10 holdings

	%
Cash	<b>9.96</b>
UK Treasury 0.875% 31/07/2033	<b>5.85</b>
UK Treasury 0.625% 31/07/2035	<b>4.09</b>
UK Treasury 0.375% 22/10/2030	<b>2.52</b>
US Treasury 4.625% 15/02/2035	<b>1.88</b>
UK Treasury 1.5% 07/2026	<b>1.43</b>
Australia Treasury 2.75% 21/06/2035	<b>1.24</b>
New Zealand Govt 4.25% 15/05/2034	<b>1.00</b>
Norway Govt 3.75% 12/06/2035	<b>0.94</b>
European Investment Bank 2.75% 16/01/2034	<b>0.93</b>

### Top 10 holdings

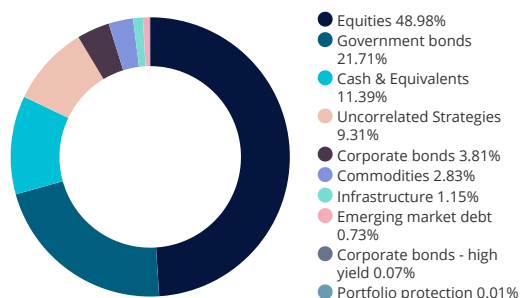
	%
Citigroup FTSE/Russell 9.85% Autocall August 2029	<b>1.85</b>
Australia Treasury 2.75% 21/11/2028	<b>1.53</b>
SPDR Russell 2000 US ETF	<b>1.05</b>
Goldman Sachs FTSE/Nikkei 15% Autocall July 2030	<b>1.03</b>
NVIDIA	<b>0.92</b>
Microsoft	<b>0.91</b>
Morgan Stanley SMI Call Spread October 2030	<b>0.90</b>
Alphabet Inc	<b>0.89</b>
Astrazeneca	<b>0.88</b>
Morgan Stanley	<b>0.87</b>

### Top 10 holdings

	%
Societe Generale VRR Index (US Rates Volatility) August 2027	<b>2.33</b>
Goldman Sachs Gold 15% Callable July 2030	<b>2.33</b>
Bank of America European Catapult Strategy May 2028	<b>1.85</b>
Citi Commodity Curve Note June 2026	<b>1.68</b>
JP Morgan Orbital Dispersion Note September 2030	<b>1.50</b>
Societe Generale USD Balloon Phoenix Autocall April 2035	<b>1.30</b>
Morgan Stanley 17.4% Copper Callable Jan 2031	<b>0.51</b>
BNPP European Rates Volatility Notional Weighted October 2027	<b>0.33</b>
BNPP European Rates Volatility Gamma Weighted October 2027	<b>0.32</b>
JPM S&P 500 95% Put Option March 2026	<b>0.01</b>

## Asset class

---



## PRODUCT AVAILABILITY

---

For investment advisor, third party availability - all major platforms.

For more information, please see our 'distribution partners' page on the 'How to invest' section of our website [rathbonesam.com](http://rathbonesam.com).

## COMPANY INFORMATION

---

**Rathbones Asset Management Limited**  
30 Gresham Street, London EC2V 7QN  
Tel 020 7399 0000

Authorised and regulated by the Financial Conduct Authority

A member of the Investment Association (IA)

A member of the Rathbones Group. Registered No. 02376568

Information line  
020 7399 0399

[ram@rathbones.com](mailto:ram@rathbones.com)  
[rathbonesam.com](http://rathbonesam.com)

Forward daily: 9.00am-5.00pm

Valuation point: 12.00 midday

Dealing/valuation: 0330 123 3810

Information line: 020 7399 0399

## IMPORTANT INFORMATION

---

Copies of the Prospectus, the Key Investor Information Document (KIID), the Supplementary Information Document (SID), and application forms may be obtained, free of charge, from Rathbones Asset Management Limited.

Strategy AUM is composed of the AUM of funds that share an investment strategy and similar regulatory constraints and are managed by the same fund management team. Where the funds are denominated in different currencies these have been converted into the share class currency of this factsheet as at month end using the European Central Bank exchange rate.

Investors should carefully read the Key Investor Information Document (KIID), Supplementary Information Document (SID) and Prospectus for detailed investor risks and before making an investment decision.

The value of investments and the income from them may go down as well as up and you may not get back your original investment.

For more details on the investment policy please refer to the prospectus.

As the Manager's annual fee is taken from capital, that capital may be eroded or growth restricted to the extent of the charge and that, while there may as a result be a reduction in liability for Capital Gains Tax, there will be some increase in Income Tax liability for tax paying shareholders.

Details of tax levels and reliefs may change in the future. The value of any tax relief depends on individual circumstances. If you have any doubts about your tax position, or the suitability of this investment, you should seek professional advice.

Changes in rates of exchange between currencies may cause the value of investments to decrease or increase.

Emerging markets are volatile and may suffer from liquidity problems.

The use of derivatives for investment purposes may increase the volatility of a sub-fund's net asset value and may increase its risk profile.

## IMPORTANT NOTES

If you require clarity on any of the terms used in this factsheet then please refer to our Supplementary Information Document for further explanation.

Source performance data Morningstar.

The ongoing charges figure (OCF) includes the Annual Management Charge and all appropriate costs that may be deducted from the fund's assets, in line with current regulatory and industry guidance. Where appropriate, the OCF may include a synthetic element relating to the costs incurred in underlying collective investment undertakings, where permitted by the Prospectus. The OCF is included in the Annual or Interim report and are calculated biannually.

The historic yield reflects the annualised income net of the expenses in the fund (calculated in accordance with the relevant accounting standards) as a percentage of the mid-market unit price of the fund as at the date shown. It is based on a snapshot of the portfolio on that day. It does not include any initial charge and investors may be subject to tax on their distributions.

Dynamic Planner® is a registered trademark of Distribution Technology.

Source and Copyright Citywire: David Coombs is plus rated by Citywire for his three year risk adjusted performance for the period 30.11.2022-30.11.2025.

Source and Copyright Citywire: Will McIntosh-Whyte is plus rated by Citywire for his three year risk adjusted performance for the period 30.11.2022-30.11.2025.

© 2026 Morningstar. All Rights Reserved. The information contained herein: (1) is proprietary to Morningstar and/or its content providers; (2) may not be copied or distributed; and (3) is not warranted to be accurate, complete or timely. Neither Morningstar nor its content providers are responsible for any damages or losses arising from any use of this information. Past performance is no guarantee of future results. Rating update as of 31/12/2025.

## FUND RATINGS



## ACCREDITATIONS



## FUND RISK

