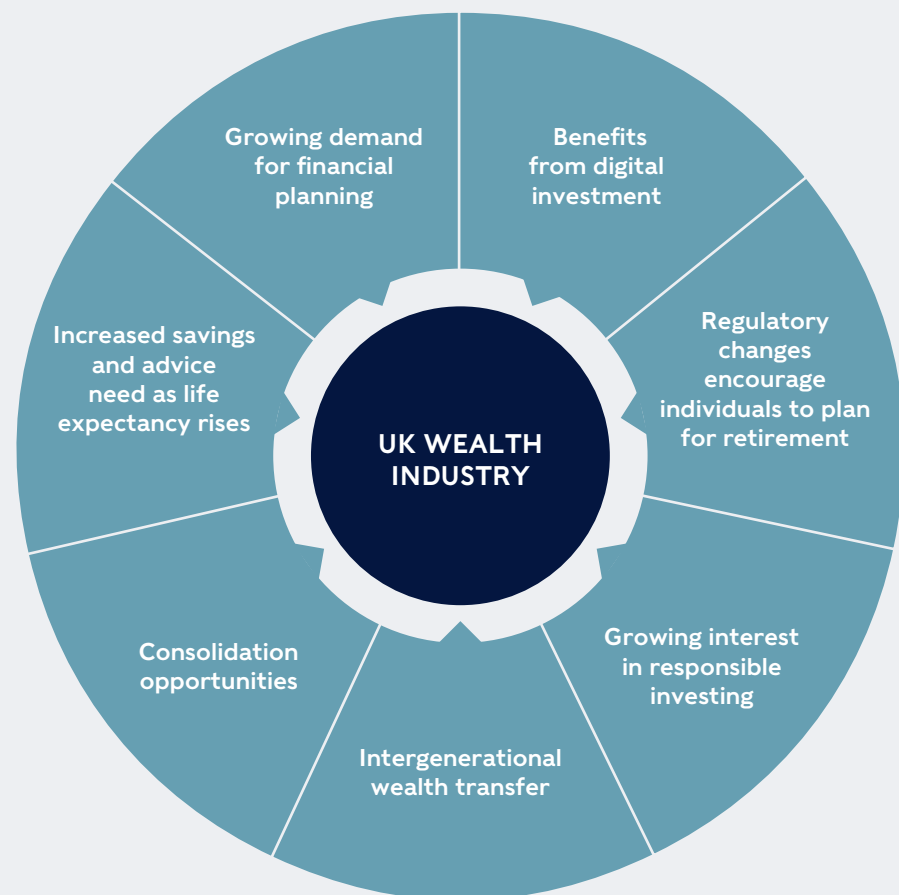


# WHY INVEST IN RATHBONES?

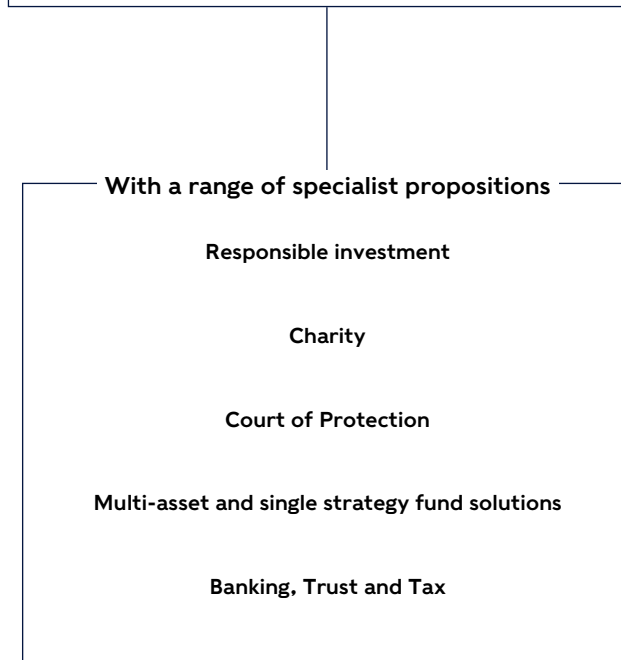
## AN ESTABLISHED BUSINESS WITH STRONG CHARACTERISTICS

Rathbones is a leading provider of individual investment and wealth management services, currently managing £100.7 billion of funds for private clients, charities, trustees and professional partners.

The wealth market is attractive to investors as embedded structural growth is underpinned by strong long-term trends. Established businesses like Rathbones are in a strong position to take market share.



**OUR PURPOSE IS TO THINK, ACT AND INVEST FOR EVERYONE'S TOMORROW, DELIVERED THROUGH OUR CULTURE AND VALUES**





**WE HAVE SCALE  
AND EXPERTISE,  
A COMMITTED  
CLIENT BASE AND  
A CONTINUOUS  
FOCUS ON DIGITAL**

---

OUR KEY HIGHLIGHTS AS AT 31 DECEMBER 2022

**C.555**

investment managers  
and financial planners

**50%**

clients  
using app

**4TH**

largest charity  
fund manager  
in the UK

**OVER 20  
YEARS**

of ESG experience  
through Rathbone  
Greenbank  
Investments

**£60.2BN**

managed by us for  
our clients

**C.45**

research  
professionals

**93.7%**

Client  
retention rate

**RESPECTED**

asset management  
business

# WE HAVE A CLEAR VISION FOR THE FUTURE

**Bespoke, personal service that builds trust with our clients**

**Blended human and digital experience that transitions seamlessly across Rathbones**

**Quality investment and advice process that stands up to scrutiny and delivers value**

**Responsible business agenda that fits our brand values**



**Enriching the client and adviser proposition and experience**



**Supporting and delivering growth**



**Inspiring our people**



**Operating more efficiently**

With a commitment to operating responsibly, delivered through the pillars of our responsible business programme



**Responsible investment**



**Our people**



**Society and communities**

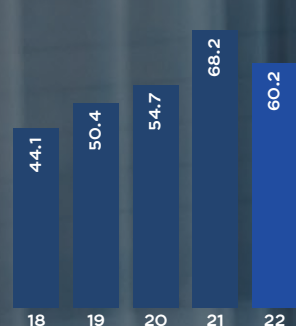


**Our environmental impact**

# A RESILIENT FIVE-YEAR FINANCIAL PERFORMANCE RECORD

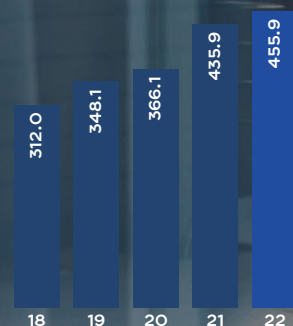
TOTAL FUMA (€BN)

**€60.2**



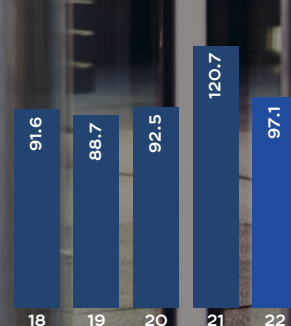
OPERATING INCOME (€M)

**€455.9**



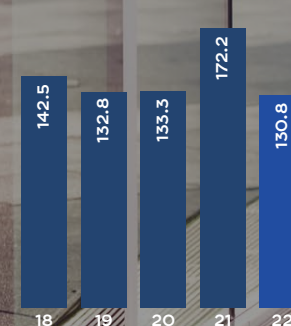
UNDERLYING PBT (€M)

**€97.1**



UNDERLYING EPS (P)

**130.8P**



FULL-YEAR DIVIDEND (P)

**84P**

