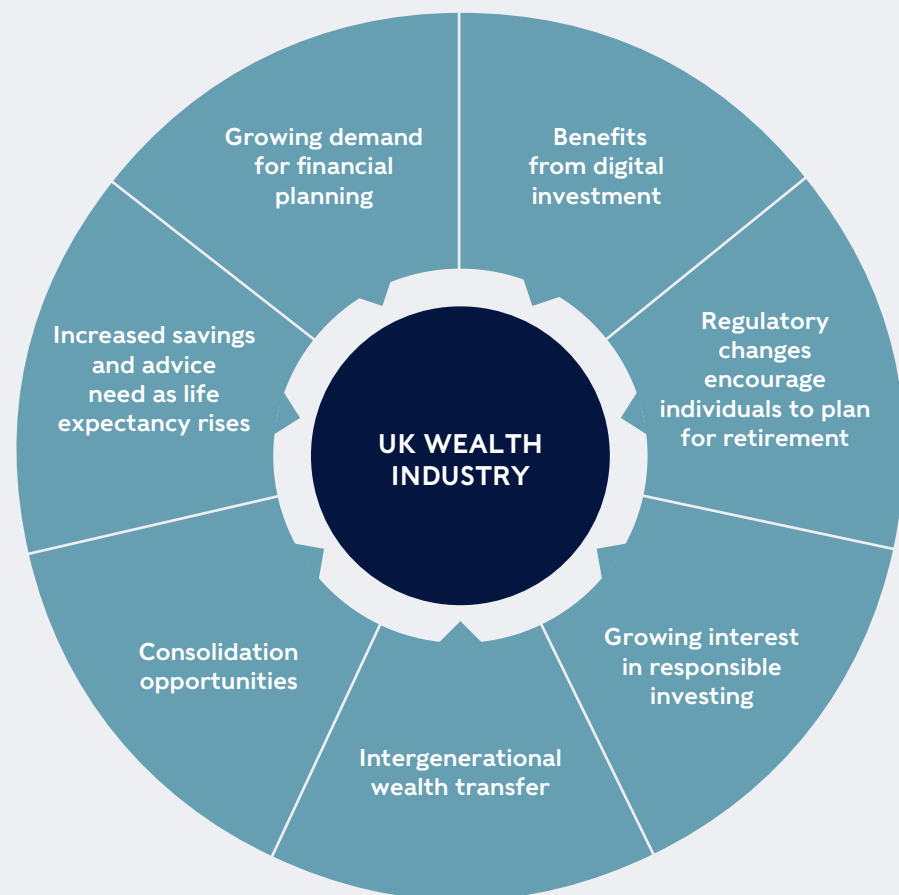


WHY INVEST IN RATHBONES?

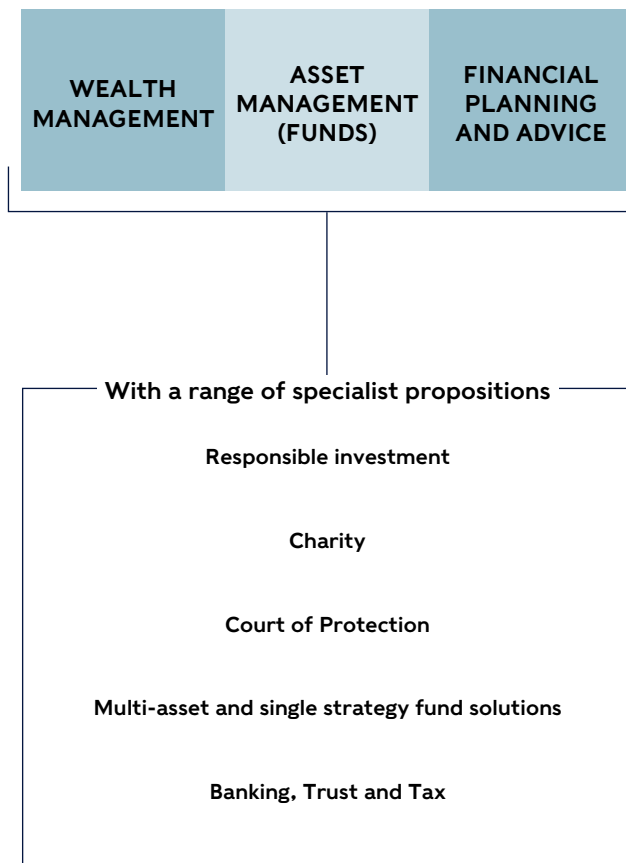
AN ESTABLISHED BUSINESS WITH STRONG CHARACTERISTICS

Rathbones is a leading provider of individual investment and wealth management services, currently managing £60.5 billion of funds for private clients, charities, trustees and professional partners.

The wealth market is attractive to investors as embedded structural growth is underpinned by strong long-term trends. Established businesses like Rathbones are in a strong position to take market share.



OUR PURPOSE IS TO THINK, ACT AND INVEST FOR EVERYONE'S TOMORROW, DELIVERED THROUGH OUR CULTURE AND VALUES

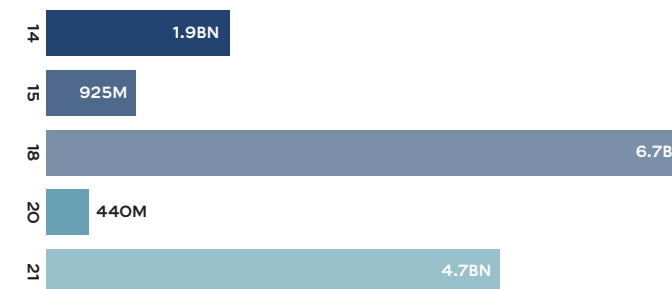


WE HAVE SCALE
AND EXPERTISE,
A COMMITTED
CLIENT BASE AND
A CONTINUOUS
FOCUS ON DIGITAL

OUR KEY HIGHLIGHTS AS AT 31 DECEMBER 2022

C.555 investment managers and financial planners	50% clients using app	4TH largest charity fund manager in the UK	OVER 20 YEARS of ESG experience through Rathbone Greenbank Investments
£60.2BN managed by us for our clients	C.45 research professionals	93.7% Client retention rate	RESPECTED asset management business

OUR TRACK RECORD OF DELIVERING M&A AND INTEGRATION IS STRONG



- Jupiter private client business
- Vision Independent Financial Planning (FUMA)
- Spiers & Jeffrey (FUMA)
- Barclays Court of Protection Team
- Saunderson House (FUMA)

WE HAVE A CLEAR VISION FOR THE FUTURE

Bespoke, personal service that builds trust with our clients

Blended human and digital experience that transitions seamlessly across Rathbones

Quality investment and advice process that stands up to scrutiny and delivers value

Responsible business agenda that fits our brand values



Enriching the client and adviser proposition and experience



Supporting and delivering growth



Inspiring our people



Operating more efficiently

With a commitment to operating responsibly, delivered through the pillars of our responsible business programme



Responsible investment



Our people



Society and communities

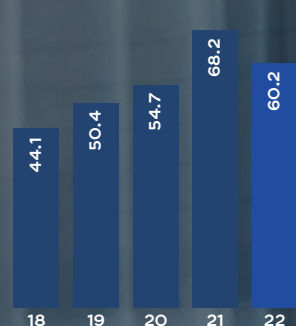


Our environmental impact

A RESILIENT FIVE-YEAR FINANCIAL PERFORMANCE RECORD

TOTAL FUMA (€BN)

€60.2



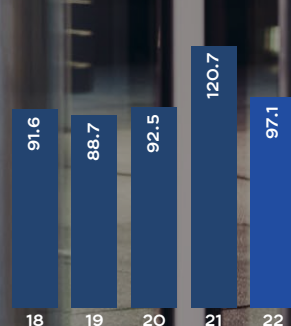
OPERATING INCOME (€M)

€455.9



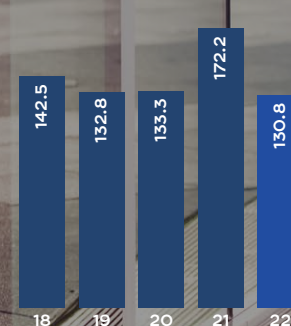
UNDERLYING PBT (€M)

€97.1



UNDERLYING EPS (P)

130.8P



FULL-YEAR DIVIDEND (P)

84P

